

COVID-19 UPDATE



Public Health
Prevent. Promote. Protect.

Swampscott Health Department
1/6/21

Swampscott – Summary of data

Total number of COVID-19 Lab-Confirmed* Cases in Swampscott

as of 10/22/20: 185

as of 12/2/20: 297

as of 12/8/20: 366

as of 12/15/20: 452

as of 12/22/20: 513

as of 12/29/20: 598

as of 1/6/21*: 668

**As of 10am 1/6/21*



70 new cases in 8 days (12/29/20-1/6/21)



371 new cases in approx. 5 weeks (12/2/20-1/6/21)



483 new cases in approx. 11 weeks (10/22/20-1/6/21)

*This does not include any probable cases or any close contacts under quarantine.

Swampscott – Summary of data

DATE RANGE	TOTAL NUMBER OF LAB-CONFIRMED CASES	TOTAL NUMBER OF LAB-CONFIRMED CASES UNDER THE AGE OF 18 YEARS*	PERCENT (%) OF LAB-CONFIRMED CASES UNDER THE AGE OF 18 YEARS
11/1/20-12/15/20	254	52	20.5%
12/1/20-12/15/20	149	30	20.1%
12/15/20-1/6/21	212	42	19.8%

***NOTE: THESE ARE SWAMPSCOTT RESIDENTS, BUT MAY NOT BE SPS STUDENTS**

Information obtained by running reports on MAVEN

*This does not include any probable cases or any close contacts under quarantine.

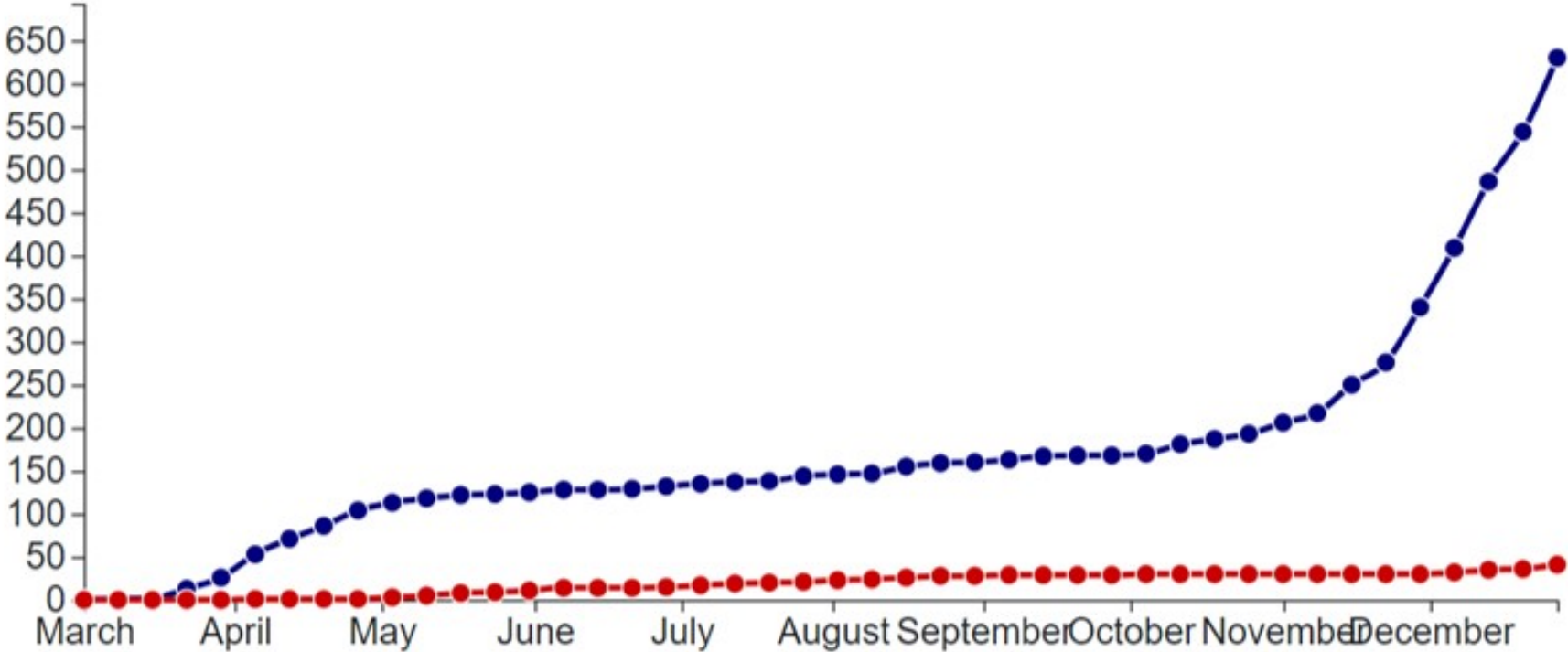
Swampscott Covid-19 Overview

Plot Variable

Total Cases (Cumulative) ▾

Include Probable Cases

Total Cases (Cumulative)



MDPH's Weekly COVID-19 Public Health Reports

11/12/20
11/19/20
11/25/20
12/3/20*
12/10/20*
12/17/20*
12/24/20*
12/31/20*

City/Town	Total Case Count	Case Count (Last 14 Days)	Average Daily Incidence Rate per 100,000 (Last 14 days) ¹	Relative Change in Case Counts ²	Total Tests	Total Tests (Last 14 days)	Total Positive Tests (Last 14 days)	Percent Positivity (Last 14 days)	Change in Percent Positivity ³
Swampscott	212	20	10.5	Higher	12139	1995	22	1.10%	Higher
Swampscott	234	29	15.2	Higher	13244	2071	36	1.74%	Higher
Swampscott	262	49	25.7	Higher	15051	2774	60	2.16%	Higher
Swampscott	297	70	36.7	Higher	16179	3027	78	2.58%	Higher
Swampscott	366	92	48.26	Higher	17825	2821	103	3.65%	Higher
Swampscott	452	140	73.4	Higher	19652	3301	173	5.24%	Higher
Swampscott	513	141	74.0	Higher	21431	3539	186	5.26%	Higher
Swampscott	598	132	69.2	Lower	23002	3157	164	5.19%	No Change

**Data are current as of 11:59pm on: 12/01/2020, 12/8/20, 12/15/20, 12/22/20, 12/29/20*

- <https://www.mass.gov/doc/weekly-covid-19-public-health-report-november-12-2020/download>
- <https://www.mass.gov/doc/weekly-covid-19-public-health-report-november-19-2020/download>
- <https://www.mass.gov/doc/weekly-covid-19-public-health-report-november-27-2020/download>
- <https://www.mass.gov/doc/weekly-covid-19-public-health-report-december-3-2020/download>
- <https://www.mass.gov/doc/weekly-covid-19-public-health-report-december-10-2020/download>
- <https://www.mass.gov/doc/weekly-covid-19-public-health-report-december-17-2020/download>
- <https://www.mass.gov/doc/weekly-covid-19-public-health-report-december-24-2020/download>
- <https://www.mass.gov/doc/weekly-covid-19-public-health-report-december-31-2020/download>

Color Coding and Incidence Rate - Updated

Color Coding	What does it mean?
Grey	Fewer than 5 total cases in the last 14 days
Green	Average daily cases per 100,000 is less than 4
Yellow	Average daily cases per 100,000 is between 4-8
Red	Average daily cases per 100,000 is greater than 8

As of
11/4/20



CITY & TOWN METRICS

Population			
Group	Under 10k	10k - 50k	Over 50k
Grey	Less than or equal to 10 total cases	Less than or equal to 10 total cases	Less than or equal to 15 total cases
Green	Less than or equal to 15 total cases	<10 avg cases/100k AND >10 total cases	<10 avg cases/100k AND >15 total cases
Yellow	Less than or equal to 25 total cases	≥10 avg cases/100k OR ≥5% pos rate	≥10 avg cases/100k OR ≥4% pos rate
Red	More than 25 total cases	≥10 avg cases/100k AND ≥5% pos rate	≥10 avg cases/100k AND ≥4% pos rate

Swampscott Health Department

Revised COVID-19 Contact Tracing Plan*


- Follow CDC's prioritization guidance
- Continue to review cases daily in MAVEN (run reports, check workflows, etc.)
- Send **all** cases to CTC for follow-up of the new cases and any of their close contacts
- Prioritize and focus on clusters, outbreaks and vulnerable/at-risk populations




Get Tested



Test samples are sent to the lab to be analyzed



Since COVID-19 is a reportable disease to the state and Local Boards of Health (per 105 CMR 300.000), both positive and negative test results are sent automatically to the state through the statewide database, MAVEN




Local Boards of Health/Health Departments have access to MAVEN and are notified by the state about test results in order to follow-up on reportable diseases of their residents, etc.



Public Health
Prevent. Promote. Protect.

Due to the recent surge, high number of positive COVID cases in our community, as well as the expected ongoing surges, the Swampscott Health Department is now sending all cases to the Community Tracing Collaborative (CTC) for follow-up



Community Tracing Collaborative



If you test positive for COVID



STAY HOME.

Do not leave your home, except to get medical care. Do not visit public areas.



SEPARATE YOURSELF FROM OTHER PEOPLE.

As much as possible, stay in a specific room and away from other people and pets in your home.



**Answer the call from:
your Local Board of Health (LBOH)
and/or
the Community Tracing Collaborative (CTC)**




**You will be asked by
your Local Board of Health (LBOH)
and/or**

**the Community Tracing Collaborative (CTC)
about your close contacts**

**Close contact: 6 feet of an infected person
for a cumulative total of 15 minutes or more
over a 24-hour period**

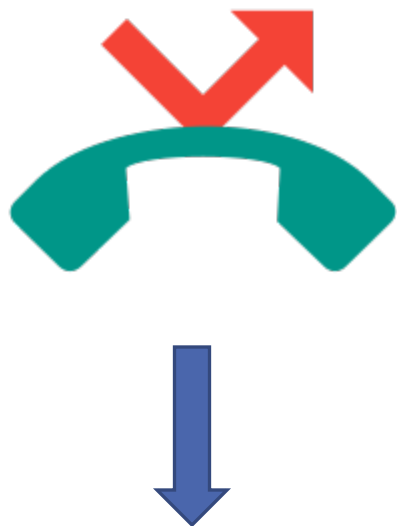


**Please provide the names,
addresses and telephone numbers of
all of your close contacts so that they can be
contacted and then quarantined**





Did you Miss a call from the CTC??



Community Tracing Collaborative



Here is the number to call the CTC back:

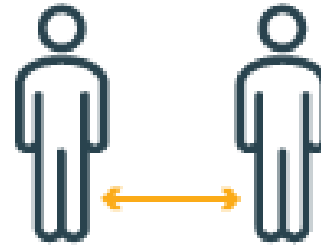
857-305-2728

The best way to prevent illness is to avoid being exposed to this virus

CASES ARE RISING.
ACT NOW!



WEAR A MASK



STAY 6 FEET APART



AVOID CROWDS



Helpful information

- **Remember - Stay home if you are sick**
- **Get tested and stay home until you get the test results**
- **Stay at least 6 feet away from others**
- **Wear masks**
- **Wash your hands**
- **Frequently clean/disinfect commonly touched surfaces**
- **Open windows and doors for ventilation**
- **Answer the call from your Local Board of Health (LBOH) or the Community Tracing Collaborative (CTC) program**



Additional Resources

Massachusetts - Information regarding isolation and quarantine: <https://www.mass.gov/info-details/covid-19-isolation-and-quarantine-information>

Massachusetts - Detailed guidance and information regarding isolating: <https://www.mass.gov/guidance/information-and-guidance-for-persons-in-isolation-due-to-covid-19>

Massachusetts - Detailed guidance and information regarding quarantining (which was just updated on 12/7/20): <https://www.mass.gov/guidance/information-and-guidance-for-persons-in-quarantine-due-to-covid-19>. This website link also has the updated/revised options for quarantining (as of 12/7/20, there are 3 options).

Massachusetts – Tips to Make COVID-19 Isolation and Quarantine Easier: www.mass.gov/isol8

Community Tracing Collaborative (CTC): <https://www.mass.gov/info-details/learn-about-the-community-tracing-collaborative>

CTC telephone number: 857-305-2728

If you were tested in Swampscott by Cataldo Ambulance and want to get a copy of your test results, etc.:

Call: 844-422-8253

Or email: COVID_Results@Cataldoambulance.com